


OWNER'S MANUAL


THANK YOU VERY MUCH FOR PURCHASING THIS **BMB** SPEAKERS SYSTEM.
READ THE INSTRUCTION MANUAL CAREFULLY BEFORE USING THIS SPEAKERS SYSTEM SO THAT YOU CAN OPERATE IT PROPERLY. AFTER YOU HAVE FINISHED, PUT THIS MANUAL AWAY IN A SAFE PLACE FOR FUTURE REFERENCE.

MATTERS OF SAFETY FIRST

Based on security, before the correct use of this product, please carefully read through the instructions again. After reading, please keep it for future reference.

(< MATTERS OF SAFETY FIRST > is to prevent harm to you or others, property loss, to a variety of pattern identification. The identification and significance of pattern, please fully understand before you continue reading.

 **WARNING** If ignore this logo, misuse, may cause serious injury or even death.

 **CAUTION** If ignore this logo, misuse, may cause damage of the goods or injuries.

PATTERN REPRESENTATION OF CASES



△ Mark is told to pay attention to the content (with a warning). Pattern of the intermediate drawing attention to concrete content(this description refers to the attention of electric shock).



⊘ Mark is to inform the prohibited acts. Pattern of intermediate describe specific content prohibited. (left picture it means no decomposition).



● Mark is inform compulsive behavior, content. Pattern of the intermediate drawing indicates the specific content (this description refers to the power plug from the socket).

WARNING

■ FAULT STATE DO NOT CONTINUE TO USE



- In case, continue to use the emergence of smoke, odor, noise and other abnormal condition, will cause fire, electric shock, amplifier fault. Immediately turn off the amplifier, must pull out the power plug from the socket. Confirmation until stopped smoking, to rely on sales shop.

■ DO NOT TRANSFORMATION



- Don't alter or decomposition of the products. May result in fire, electric shock.

■ DON NOT PUT IN THE POSITION OF WATER



- This product can not be water, do not get wet. Water, wet may result in fire, electric shock. In the rainy day, snow day, coast, water use should be paid special attention to the.

■ CANNOT BE WATER CONTAINERS ARE PLACED



- Don't use a vase, potted plant, glass, cosmetics, pharmaceuticals, container with water and small metal items in the product. The water spill, into the inside of the machine will cause fire, electric shock.
- In case of the machine, water, immediately turn off the amplifier, unplug the power plug from the socket, and then contact the sales shop. Continue to use, will cause fire, electric shock.








■ DON NOT BE FOREIGN BODY INTO THE INTERIOR





- In case, foreign body into the machine, turn off the amplifier power, unplug the power plug from the socket, and then contact the sales shop. Continue to use, will cause fire, electric shock.

CAUTION


■ INSTALLING

-  ● Can not be placed in the shaking of the table upper unstable place. Falling down, falling down can lead to injuries.
-  ● Move the product, do not hand grasping the iron net, the speaker unit. May cause injury.
-  ● Moving the product, turn off the amplifier, unplug the power plug from the socket, remove the speaker cable and mobile. Or will lead to cable damage, cause fire, electric shock.
-  ● The product is placed on TV, audio equipment, do not move the product. Articles collapse cause injury.
-  ● This product can not be placed over 10kg weight and ratio of large size items. The imbalance will make the goods fall, fall and hurt.





■ CAN NOT SET IN THE FOLLOWING AREAS

-  ● Can not be placed in the food processing machine, humidifier, steam soot place. May result in fire, electric shock.
-  ● Can not be placed in damp, dusty places. May result in fire, electric shock.

■ ON CONNECTION

-  ● The machine and other audio equipment, television sets and other machine connection, please read carefully the instructions of each machine, Switch off the power supply, follow the instructions.

■ NOTE AT WHEN USING

-  ● Switch on the power set the volume to a minimum. All of a sudden loud noise can cause hearing impairment.
-  ● Don't use long time voice distortion under the state. The speaker fever will cause fire
-  ● Please don't sit on or suspended in the loudspeaker. Special attention should be paid to the child. Collapse, damage can result in injury.
-  ● Cash card, disk with magnetic products do not close. The speaker magnetic will affect the products, the use of data Disappear.

BEFORE USE

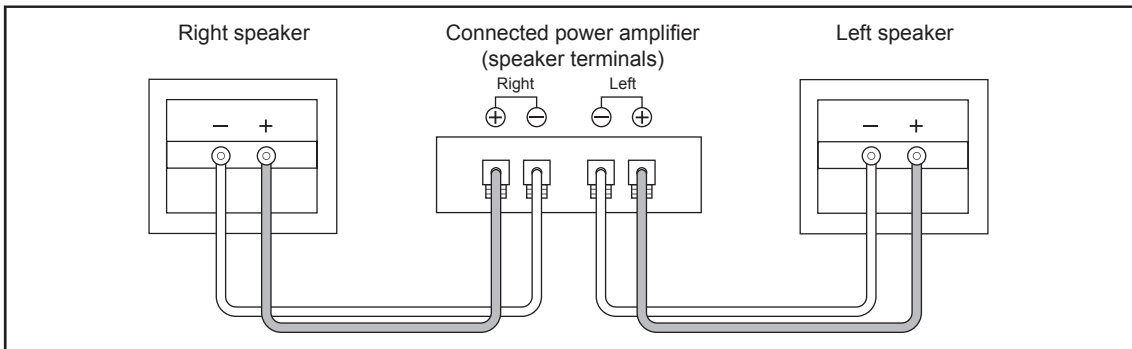
- The rated impedance of this speaker system is 8 Ω . It must be connected to a amplifier which accepts this type of load (mimum and maximum impedances accepted by the amplifier are generally indicated near the loudspeaker outlets: for example "4 -16 " or "6 -16 ").
- The maximum input power of these speakers is 300 W (at peak). Higher levels of input power may cause dam age to the speaker system and so take every precaution to keep the power down to the specification.
- Any connection or switching on or off of part of the audio system (CD player, tuner etc.) must be carried out after switching off the amplifier or at least with the loudspeaker outlets disconnected (if the amplifier allows). Interference caused by these operations will otherwise reach the speaker and may damage the treble loudspeaker units.
- Do not force a low-power amplifier to produce a high level of sound as harmonic distortion increases rapidly in this situation and may pose a danger to the treble speaker units.
- When boosting particular frequencies using a graphic equaliser or bass and treble correctors, make sure that you do not increase the amplifier volume excessively, as the speaker will be overloaded more quickly
- Avoid touching the diaphragms and suspensions of speakers units as they are fragile.

INSTALLING THE SPEAKERS

- Avoid installing the speakers in a location exposed to direct sunlight and high levels of humidity. Avoid also locations in the vicinity of stoves and other sources of heat.
- For optimum sound reproduction of high frequencies, the treble speaker units must be at the same height as the listener's ears.
- This speaker system is not magnetically shielded. However, depending on the installation location, color distortion may occur if the speaker system is installed extremely close to the screen of a television set. If this happens, turn off the television, then turn it on again after 15 to 30 minutes. If the problem persists, place the speaker system away from the television set.

CONNECT TO AMPLIFIER

- The speaker shall be connected to a power amplifier after guaranteeing that the power switch of the power amplifier is in the "OFF" position.
- Respectively connect the "-" and "+" electrodes of the speaker to the "-" and "+" electrodes of the left (L) and right (R) sound channels of the power amplifier, and then connect the speaker to the speaker terminals on the power amplifier. (see the figure below).



*If the electrodes of left and right speakers are incorrectly connected, the playback sound quality, environmental atmosphere and sense of direction will be significantly affected.

*Please do pay attention to connecting the cable core of the speaker without short circuit.

PROPERLY CONNECT THE SPEAKER TO YOUR POWER AMPLIFIER (for example, 4 speakers)

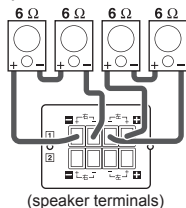
- Set up and connect the speaker, so that the resultant impedance is in the range of 6-32 Ω .

Note:

The manual provides that the resultant impedance may be 4-32 Ω . However, 4 Ω is not recommended, and shall be avoided as far as possible.

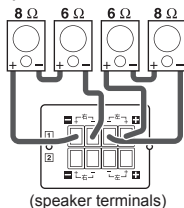
Examples of correct settings

Example 1 of correct settings



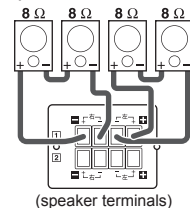
Success: resultant impedance: 12 Ω

Example 2 of correct settings



Success: resultant impedance: 14 Ω

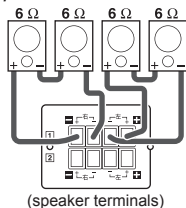
Example 3 of correct settings



Success: resultant impedance: 16 Ω

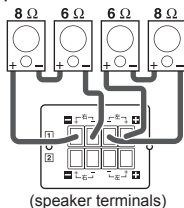
Examples of incorrect settings

Example 1 of incorrect settings



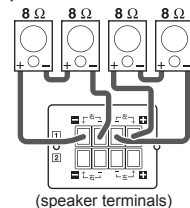
Failure: resultant impedance: 3 Ω

Example 2 of incorrect settings



Failure: resultant impedance: 3.4 Ω

Example 3 of incorrect settings



Failure: resultant impedance: 4 Ω

SPEAKER MAINTENANCE

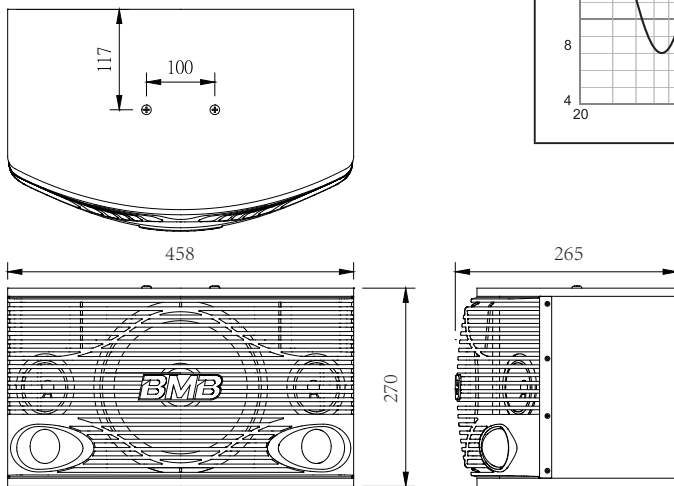
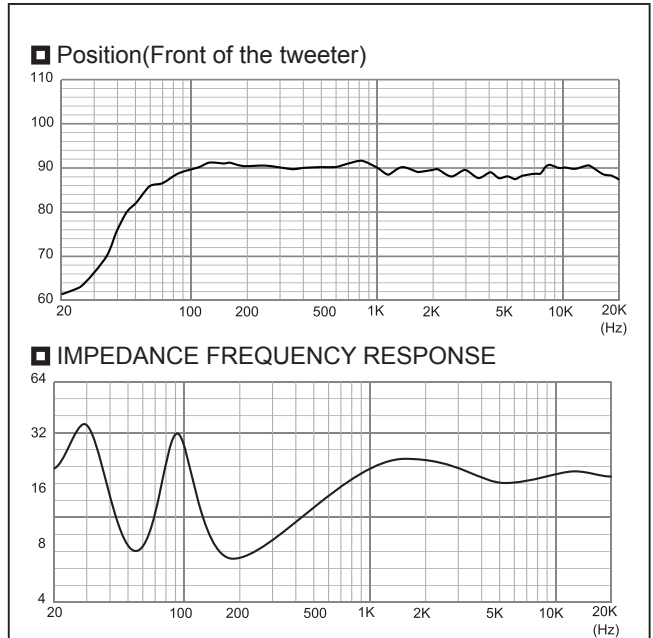
- Wipe off dust or dirt with soft cloth
- If the speaker is very dirty, wipe it with soft cloth dipped with neutral solvent diluted with 5~6 times of water, and then wipe it with dry cloth. Do not use diluter, gasoline, detergent or other chemical solvents on or near the speaker. Otherwise, its surface may be damaged. In addition, do not use insecticide or other spraying agent near the speaker.

SPECIFICATION

System.....3 Ways 3 Speakers
 Woofer Unit.....20cm Paper Cone Type × 1unit
 Squawker Unit.....8cm Paper Cone Type × 1unit
 Tweeter Unit.....8cm Paper Cone Type × 1unit
 Max Input Power..... 300W
 Rating Input Power..... 150W
 Sound pressure Level.....90dB/W/m
 Frequency response..... 45-20kHz
 Impedance..... 8 Ω
 Dimensions (mm).....458(W) × 270(H) × 265(D)
 Weight..... 7.7kg
 Accessories..... Owner's manual × 1
 Registration card × 1

STANDARD FEATURES

SOUND PRESSURE LEVEL FREQUENCY RESPONSE



- Due to product improvement, all above specifications and appearances are subject to change without notice.