

## Operation Manual

Thank you very much for purchasing our products.

Please read the full text of <Operation Manual> before use, so that the function of this product can be fully demonstrated and you can use it effectively.

Please make sure to keep it and the guarantee after reading, it is surely helpful when the production is broken or not working during using time.

## Safety Attention

This <safety attention> is giving indication by various pictures, in order to prevent harms and the damages of property to you or other people beforehand.

The display and meaning of the pictures are as follows. Please read after understanding the contents well.

### Warning

It presents the contents of assumed possibility that people undertake death or a serious illness, if these displays are disregarded and carried out mistaken handling.

### Attention

It presents the contents of assumed possibility that physical loss and products damage only. if these displays are disregarded and carried out mistaken handling.

### Examples of picture display



△ means that there are contents needing to be cautioned (including warning). The detail caution contents (they are the electric shock cautions in the case of the left figure) are showed in the figure.



⊘ It tells that a sign is an act of prohibition. The detail prohibition contents (it is the ban on decomposition in the case of the left figure) are showed on the inside of a figure, or close place.



● means that the contents which are forced or pointed to act. The detail direction contents (in the case of the left figure, a power plug is unplugged from an electric socket) are drawn in the figure.

## Warning

### ■ Do not use it when broken down



- If it is used in an abnormal condition, like there is a strange sound or smell, or smoke keeps coming out, it will become a cause of a fire and an electric shock, and failure of amplifier. Please be sure to turn off the power switch of amplifier immediately and to unplug a power plug stops coming out and request repair from the selling store.

### ■ Do not convert it



- Please do not disassemble and convert this apparatus. It becomes a cause of a fire and an electric shock.

### ■ Do not put it on the place which has water.



- Please be careful not to soak this apparatus into water or floor wax. It becomes a cause of a fire and an electric shock.

### ■ Do not put it into a container that containing water



- Please do not place this apparatus into the containers with water, such as a flower vase, a flowerpot, a cup, cosmetics, medicine, or the small metal things. When it gets wet, it becomes a cause of a fire and an electric shock.



- When water go into the inside of this apparatus, please turn off the power switch of amplifier first, extract the power plug from the electric socket and inform the selling store. If it is used in that way, it will become a cause of a fire and an electric shock.

## ■ Do not put anything inside



- When a strange substance goes into the inside of this apparatus, please turn off the power switch of amplifier first, unplug the power plug from the electric socket, and inform the selling store. If it is used in that way, it will become a cause of a fire and an electric shock.

## ■ Persons who are pregnant or in poor health please do not use it



- Since there is a possibility that the vibration of this apparatus may have a bad influence, pregnant women please avoid using. Moreover, please avoid using it when the health condition does not permit.

# Attention

---

## ■ Installation attention



- Please install this apparatus in a firm floor directly so that it is settled. An unexpected injury may be carried out when using it in an unstable state.



- **【Attention to the oscillating omission to other rooms】**  
Since the vibration of this machine may leak and get across to downstairs or the next room depending on the conditions of the floor in which this apparatus is installed, please check on the occasion of installation and operation carefully.



- The rubber leg which gave the vibration proofing effect is adopted in this machine. Depending on the characteristic of rubber, the quality of the material and the finish conditions of the floor to install, black marks may be pasted on the floor.



- Please be sure to turn off the power switch of amplifier, unplug the power plug from the electric socket, and to carry out after removing the input code to this apparatus when moving this apparatus. The code may be damaged and this may cause a fire and an electric shock.

## ■ Do not put it in the places as follows



- **【Prohibition of outdoor using】**  
Since this apparatus is designed on the assumption of indoor use, please stop using in the outdoor.  
When it is used in the outdoor, all the guarantees become invalid.



- Please do not put it in a passage place with much people walking through. Unexpected injury may be carried out.



- Please do not put on the place that oil and the steam mist such as kitchen counter or a humidifier hit. It may cause a fire and an electric shock.



- Please do not put it in a humid and dusty place. It may become a cause of a fire and an electric shock.

## ■ About connection



- When you connect this apparatus with amplifier apparatus, please read the Operation Manual of those apparatus well, turn off the power, and connect according to explanation.



- System one power amplifier output is connected to this apparatus, since amplifier will break if the output of a L.R two channel (System two) is connected simultaneously, please stop absolutely.

## ■ Attention in using



- Please do not use for a long time by high level whose step is palsied. Even if the built-in protection circuit does not work, it may have a bad influence on body.



- **【Careless attention】**  
The height of this apparatus is about 60 mm. Please be careful about fall and tumble. It becomes a cause of an injury. Please be careful, especially children.



- **【Slip attention】**

Please do not use it when the surface of this apparatus or shoe is wet. It causes a slip and it is dangerous.



- This apparatus is for one person to use and weight restrictions are to 100 kg. Please do not ride two or more person simultaneously.



- **【Prohibition of jump up and down】**

Since it will become a cause of failure and breakage if an excessive shock is added, please do not jump up and down this apparatus.



- Please do not put products using a magnetism close to this apparatus, ATM cards, floppy disks and so on."

It may stop being able to use under the influence of the magnetism of this apparatus unit, and data may disappear.

## Before using

- The nominal impedance of this apparatus is 8ohms. Please read the Operation Manual of apparatus amplifier connection well, and use according to the explanation.
- Please perform it after turning OFF the power supply of amplifier or ringing system.
- Since it may damage the unit of this apparatus if a strong shock is given by external force, please do not raise or drop or kick floor with sufficient vigor.
- When breakage or no vibration comes out and it needs to be repaired, please consult with the selling store or an agency.

## Characteristics

- By inputting speaker outputs, such as karaoke amplifier, into this product, a low-pass music signal is changed into vibration, and a comfortable physical feeling vibration is offered from the step of the person who rode upwards. Please enjoy the comfort when physical feeling vibration is added which is not experienced when sung karaoke.
- Since the low pass filter is built in, it can be used not only with the amplifier for subwoofers but also with the usual power amplifier.
- The built-in protection circuit not only protects this product from an excessive input, but also prevents the bad influence to the amplifier used in an emergency. Moreover, it also plays the role which inhibits the bad influence to the body so that it may not be set to an excessive vibration level who asks for a strong stimulus.
- In the occasion of not using it temporarily, the vibration of this apparatus can be easily cut by the ON/OFF switch of the back of a main part.
- Under a transparent resin panel, the original work sheet can be inserted at favorite design.

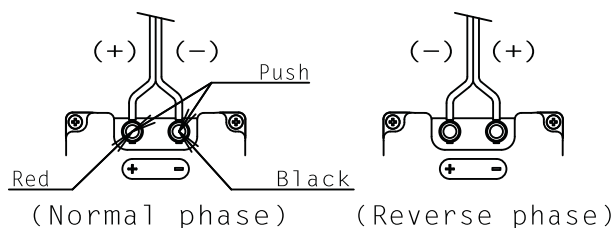
## About installation

- Please be sure to read page one of <Warning>, and page two <Attention> before installing this apparatus.
- Please install this apparatus at the places where monitoring screen is legible and the sound from a speaker catches easy, howling not happening when stood on it.

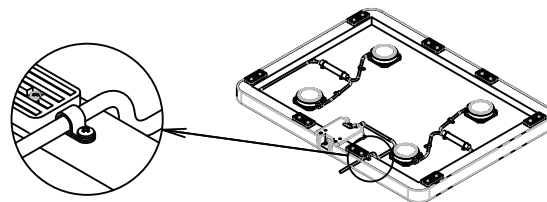
## Connection to amplifier

- This apparatus is connected to the power amplifier output for subwoofers or the usual power amplifier output (system one) by a speaker code.
- A speaker code's outside thickness should be below 5 mm. A thick code will crush the wooden frame of this apparatus, and it is dangerous.
  - ① Please turn off the power switch of the amplifier of this apparatus.
  - ② A speaker code is connected to the input terminal on this apparatus back side.
    - ※Physical feeling vibration of this machine demonstrates an effect by matching with the speaker reproduction sound.

Since the matching of speaker reproduction sound and physical feeling vibration changes with the environment in the room and the phase which connects this apparatus to amplifier, please try listening it by right phase connection first, then negative phase connection in accordance with this clause after that, try listening it, and choose one feel natural.



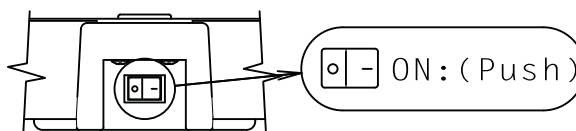
- ③ The connected speaker code is pulled out outside from an arbitrary position other than the rubber feet and a network cover. The position which pulls out a code is decided and a screw stop is carried out to the reinforcement wooden frame of this apparatus perimeter using the attached clumper.



※Since it is very important to avoid that a code falls out during using this apparatus, or a network cover and the rubber foot trample a code, please be sure to avoid it.

## ON/OFF switch

- The switch which can turn on and off the input signal from amplifier is on the back side of this apparatus. The state where "-" mark side was pushed is ON. Since it comes out in off state from factory shipments, when connection with amplifier finishes and start use, please change to ON.



## Protection circuit

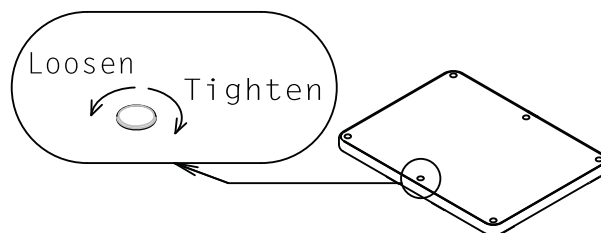
- The protection circuit which protects a product from an excessive input is built in this apparatus. This circuit operates when continuous use of exceeding a rated input value, and the vibration decreases gradually in several seconds. Under this occasion, please turn OFF the switch of this apparatus, extract the volume of amplifier and neglect for 5 minutes. After that, turn ON switch, raising the volume of amplifier gradually, and make sure it operate normally. ※Please be sure to use the amplifier volume in a lower state from former one when restarted.

## Effective using method

- **【Cut-off frequency of a subwoofer amplifier output】**  
Please set the cut-off frequency at the time of 100 Hz or more when a subwoofer output is connected to this apparatus.  
When cut-off frequency is set as less than 100 Hz, the level of vibration falls and quality also changes.
- **【Input level】**  
Please be careful not to raise the input level (output level of power amplifier) to this apparatus too much.  
The usage with this apparatus which complements the low-pitched sound reproduced from a speaker, and unites comfortably is recommended.  
Please do not use it on an excessive level when distorted sound is heard and palsy occurs.
- **【The level difference of vibration by music】**  
This apparatus has obtained physical feeling vibration using the low frequency component of a musical piece.  
The quantity and the quality of a low frequency component is decided by music, and it may hardly be able to feel vibration by a musical piece which has few low frequency components.  
In such a case, please use the input level (volume of power amplifier) to this apparatus, raising in the moderate range.
- This apparatus has been intended to be used in a state in which the singers stood on directly. It is not recommended to sit down on this apparatus or put a chair on it, because the quality of vibration which can be changed a lot.

## Description of a transparent panel

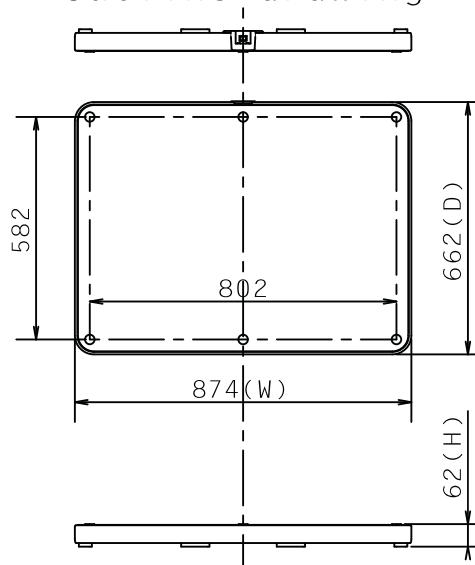
- The transparent panel is being fixed with six decoration screws.  
When removing a screw, it can be removed comparatively easily by turning in a counterclockwise direction and pressing a pressure-sensitive adhesive tape against the head of the screw in the palm.  
When return it, please fasten firmly and be crowded with the same way.  
※Please check with this screw if there are loose screws in sometimes, and please do not use it if it is in the loose state or separated state.



## Specification

Conformity input .....Power amplifier output (1ch)  
or power amplifier output for subwoofers  
※A recommendation cut-off frequency of a  
subwoofer output more than 100Hz - 12dB/oct  
Rated impedance ..... 8 Ω  
Allowable input .....Rated input : 52W (JEITA)  
..... The maximum input: Up to a  
protection circuit operation point  
Built-in filter.....400 Hz - 12dB/oct, Low pass filter  
Protection circuit..... It operates more than  
52W (rating) and less than [ 78W ].  
switch.....Rocker type (it turns on and off in the  
network input stage)  
Outside dimension.....874(width) x 662(depth) x  
62(height)  
quality (weight) ..... 13.5kg

Outline drawing



Accessories .....The clamber for code fixation×1  
..... The screw for clamber fixation×1  
..... Caution sheet×1  
..... Operation manual×1  
..... Guarantee×1  
※The speaker code is not attached.

- Above-mentioned specification and appearance may be changed without a preliminary announcement for improvement.

- It is not allowed to reproduce or replicate any part of the contents of this document without authorization.
- The contents of this document are subject to change without notice in the future.
- With regard to the contents of this document, if there are omissions, please contact the Publisher.

**BMB International Corp. Japan**  
<http://www.bmb.com>

Copyright© 2014 BMB International

<SRD6153-C/CN> 2014/6